

AT8022

X/Y Stereo Microphone

 audio-technica

broadcast & production microphones



Features

- **Designed for video camera-mount use as well as for stereo field recording, interviews and home recording**
- **Compact, lightweight design is perfect for use with handheld digital recording devices**
- **Operates on battery or phantom power—for use with pro or consumer equipment**
- **Innovative coincident capsule configuration produces accurate stereo image in smaller housing**
- **Includes two cables: one balanced (two 3-pin XLRM-type connectors at output); one unbalanced (3.5 mm TRS at output)**
- **Switchable 80 Hz high-pass filter minimizes pickup of undesired low-frequency sounds**

Description

The AT8022 is a fixed-charge condenser microphone with an X/Y stereo polar pattern. It is designed for broadcast, recording and field use.

The microphone requires 11V to 52V phantom power or a 1.5V AA battery for operation. A battery need not be in place for phantom power operation.

The microphone offers an innovative coincident capsule configuration. This allows for a smaller housing while producing an X/Y stereo image with the spatial impact and realism of a live sound field.

The microphone includes two cables: a 2 m (6.5') balanced cable terminating in a 5-pin XLRM-type and two 3-pin XLRM-type connectors; a 0.6 m (2') unbalanced cable terminating in a 5-pin XLRM-type and a 3.5 mm TRS connectors. The output of the microphone is a 5-pin XLRM-type connector.

A switch permits choice of flat response or low-frequency roll-off (via integral 80 Hz high-pass filter) to help control undesired ambient noise.

The microphone is enclosed in a rugged housing. The included AT8405a stand clamp permits mounting on any microphone stand with $\frac{5}{8}$ "-27 threads. A windscreen, a battery and a soft protective pouch are also included.

Operation and Maintenance

The AT8022 requires 11V to 52V phantom power or a 1.5V AA battery for operation. A battery need not be in place for phantom power operation.

To install the battery, unscrew the lower section of the microphone body to reveal the battery compartment. Insert a fresh 1.5V AA battery in the handle compartment ("+" end up), then reassemble the microphone. Alkaline batteries are recommended for longest life. Remove the

battery during long-term storage. Battery switch must be on for battery operation. Turn off when not in use to preserve battery life. Battery switch has no effect on phantom power operation.

Note: Use battery power only when connecting the AT8022 to an unbalanced input.

Output for each stereo channel is low impedance (Lo-Z) balanced. The balanced signals appear across Pins 2 and 3 for the left channel, Pins 4 and 5 for the right channel. Pin 1 is ground (shield) for both channels. Output is "Pins 2 and 4 hot"—positive acoustic pressure produces positive voltage at Pins 2 and 4.

The end of the grille should be aimed at the sound source with the top of the microphone facing up (the top of the microphone is indicated by the left-right stereo image printed on the housing), so the stereo image matches the sound source.

Locating the microphone nearer the sound source enhances the width of the stereo image, while decreasing room ambience. Conversely, as the mic position moves away from the sound source, a narrower left/right stereo image results and more of the "room sound" is noted.

An integral 80 Hz high-pass filter provides easy switching from a flat frequency response to a low-end roll-off. The roll-off position reduces the pickup of low-frequency ambient noise (such as traffic, air-handling systems, etc.), room reverberation and mechanically coupled vibrations. To engage the high-pass filter, slide the switch toward to "bent" line.

Avoid leaving the microphone in the open sun or in areas where temperatures exceed 110° F (43° C) for extended periods. Extremely high humidity should also be avoided.

To reduce the environmental impact of a multi-language printed document, product information is available online at www.audio-technica.com in a selection of languages.

Afin de réduire l'impact sur l'environnement de l'impression de plusieurs langues, les informations concernant les produits sont disponibles sur le site www.audio-technica.com dans une large sélection de langues.

Para reducir el impacto al medioambiente, y reducir la producción de documentos en varios leguajes, información de nuestros productos están disponibles en nuestra página del Internet: www.audio-technica.com.

Para reduzir o impacto ecológico de um documento impresso de várias linguas, a Audio-Technica providência as informações dos seus produtos em diversas linguas na www.audio-technica.com.

Per evitare l'impatto ambientale che la stampa di questo documento determinerebbe, le informazioni sui prodotti sono disponibili online in diverse lingue sul sito www.audio-technica.com.

Der Umwelt zuliebe finden Sie die Produktinformationen in deutscher Sprache und weiteren Sprachen auf unserer Homepage: www.audio-technica.com.

Om de gevolgen van een gedrukte meertalige handleiding op het milieu te verkleinen, is productinformatie in verschillende talen "on-line" beschikbaar op: www.audio-technica.com.

本公司基於減少對環境的影響，將不作多語言文件的印刷，有關產品訊息可在 www.audio-technica.com 的官方網頁上選擇所屬語言及瀏覽。

本公司基于减少对环境的影响，将不作多语言文档的印刷，有关产品信息可在 www.audio-technica.com 的官方网页上选择所属语言和浏览。

자원절약, 환경보호를 위해 국문 사용 설명서는 인쇄하지 않았습니다. 제품정보는 www.audio-technica.com 에서 원하는 언어 선택 후에 다운로드 받으실 수 있습니다.

Specifications

Element	Fixed-charge back plate, permanently polarized condenser
Polar pattern	X/Y Stereo
Frequency response	20-15,000 Hz
Low frequency roll-off	80 Hz, 18 dB/octave
Open circuit sensitivity (Phantom / Battery)	-38 dB (12.5 mV) / -38 dB (12.5 mV) re 1V at 1 Pa*
Channel balance	<2.5 dB
Impedance (Phantom / Battery)	250 ohms / 300 ohms
Maximum input sound level (Phantom / Battery)	128 dB / 120 dB SPL, 1 kHz at 1% T.H.D.
Dynamic range (typical) (Phantom / Battery)	109 dB / 101 dB, 1 kHz at Max SPL
Signal-to-noise ratio¹	75 dB, 1 kHz at 1 Pa
Phantom power requirements	11-52V DC, 2 mA typical (each channel)
Battery type	1.5V AA/UM3
Battery current / life	0.7 mA / 700 hours typical (alkaline)
Switches	Battery On/Off; Flat, roll-off
Weight (less cable and accessories)	247 g (8.7 oz)
Dimensions	186.0 mm (7.32") long, 47.6 mm (1.87") maximum head diameter, 21.0 mm (0.83") body diameter
Output connector	Integral 5-pin XLRM-type
Cables	Balanced: 2.0 m (6.5') long, 8 conductor, shielded, vinyl-jacketed stereo cable with 5-pin XLRF-type connector at microphone end and two 3-pin XLRM-type connectors at output end; Unbalanced: 0.6 m (2.0') long stereo cable with 5-pin XLRF-type connector at microphone end and 3.5 mm TRS connector at output end
Audio-Technica case style	S12
Accessories furnished	AT8405a stand clamp for 5/8"-27 threaded stands; windscreens; battery; soft protective pouch

In the interest of standards development, A.T.U.S. offers full details on its test methods to other industry professionals on request.

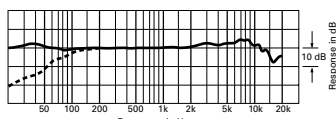
1 Pascal = 10 dynes/cm² = 10 microbars = 94 dB SPL

¹ Typical, A-weighted, using Audio Precision System One.

Specifications are subject to change without notice.

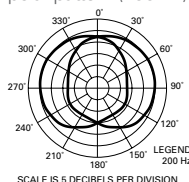


frequency response: 20–15,000 Hz

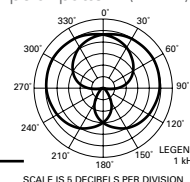


LEGEND ——— 12° or more on axis
- - - - - Roll-off

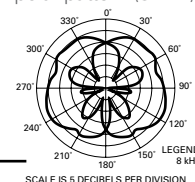
polar pattern (200 Hz)



polar pattern (1 kHz)



polar pattern (8 kHz)



Audio-Technica Corporation
audio-technica.com ©2016 Audio-Technica

P52062_01