




# ATUC-M58H / ATUC-M43H / ATUC-M32L

## User Manual Gooseneck Microphone with LED Ring



audio-technica

Thank you for purchasing this product. Before using the product, read through the user manual to ensure that you will use the product correctly. Please keep this manual for future reference.

### Features

- Compatible with ATUC-50 Digital Discussion System.
- Unique 3-pin balanced microphone with remote controlled LED ring.
- Optimized design isolates the microphone connector and discussion unit.
- Double-layer pop filter.
- RFI shielding technology offers outstanding rejection of RF interference.
- Double-gooseneck design for incredible positioning flexibility (ATUC-M43H, ATUC-M58H).
- Line + Gradient Polar Pattern design to provide longer pickup coverage (ATUC-M32L).

### Safety precautions

Although this product was designed to be used safely, failing to use it correctly may result in an accident. To ensure safety, observe all warnings and cautions while using the product.

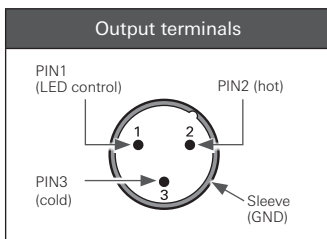
### Cautions for the product

- Do not subject the product to strong impact to avoid malfunction.
- Do not disassemble, modify or attempt to repair the product.
- Do not handle the product with wet hands to avoid electric shock or injury.
- Do not store the product under direct sunlight, near heating devices or in a hot, humid or dusty place.

### Notes on use

- Do not bend the gooseneck forcefully nor turn/pull the tip of unit. It may cause disconnection or malfunction.
- Do not detach or replace the connector. It may negatively affect the product's resistance to RF interference.
- The product is exclusively for use with ATUC-50 Digital Discussion System. Do not connect it with other devices.

### Connection procedure



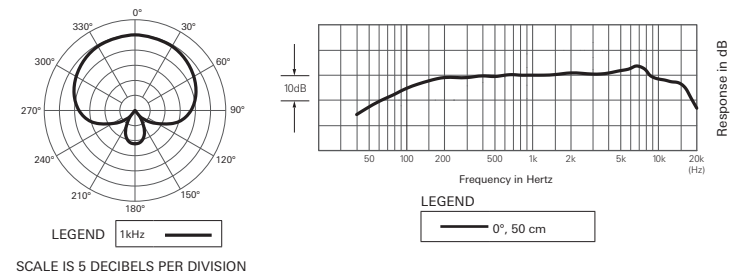
### Specifications

	ATUC-M58H	ATUC-M43H	ATUC-M32L
Element	Fixed-charge back plate, permanently polarized condenser		
Polar pattern	Hypercardioid		Line + gradient
Frequency response	100-15,000 Hz		
Open circuit sensitivity	-40 dB (10.0 mV), (0 dB = 1 V/Pa, 1 kHz)		-34 dB (19.9 mV), (0 dB = 1 V/Pa, 1 kHz)
Impedance	250 ohms		
Maximum input sound level	134 dB SPL (1 kHz at 1% THD)		128 dB SPL (1 kHz at 1% THD)
Signal-to-noise ratio	64 dB (1 kHz at 1 Pa, A-weighted)		70 dB (1 kHz at 1 Pa, A-weighted)
Phantom power requirements	24-52 V DC, 7.7 mA		
Weight	92 g (3.2 oz)	82 g (2.9 oz)	83 g (2.9 oz)
Dimensions (Diameter)	20 mm (0.79")		10 mm (0.39")
(Height)	596.0 mm (23")	446.0 mm (18")	320.0 mm (13")
Output connector	Integral 3-pin XLRM type		
Accessories	Windscreen AT8166		-

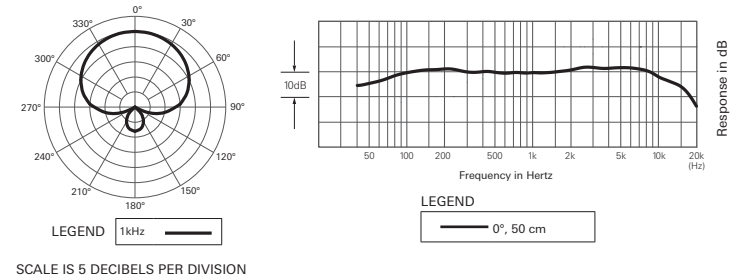
• 1 Pascal = 10 dynes/cm<sup>2</sup> = 10 microbars = 94 dB SPL  
For product improvement, the product is subject to modification without notice.

### Polar pattern/Frequency response

#### ATUC-M58H / ATUC-M43H

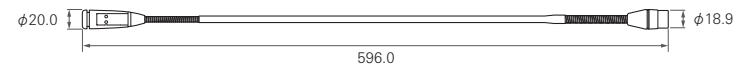


#### ATUC-M32L



### Dimensions

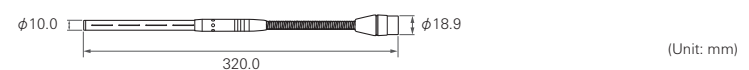
#### ATUC-M58H



#### ATUC-M43H



#### ATUC-M32L



(Unit: mm)

### Warranty (Please be sure to read the notes below.) For USA Only

End-User LIMITED WARRANTY information for the USA is available at [www.audio-technica.com/usawarranties](http://www.audio-technica.com/usawarranties). You may also contact Audio-Technica U.S., Inc. to request a written copy of the Limited Warranty at 1-330-686-2600 or via mail at 1221 Commerce Drive, Stow, OH 44224.

#### Audio-Technica Corporation

2-46-1 Nishi-naruse, Machida, Tokyo 194-8666, Japan  
©2018 Audio-Technica Corporation  
Global Support Contact: [www.at-globalsupport.com](http://www.at-globalsupport.com)  
Made in Japan