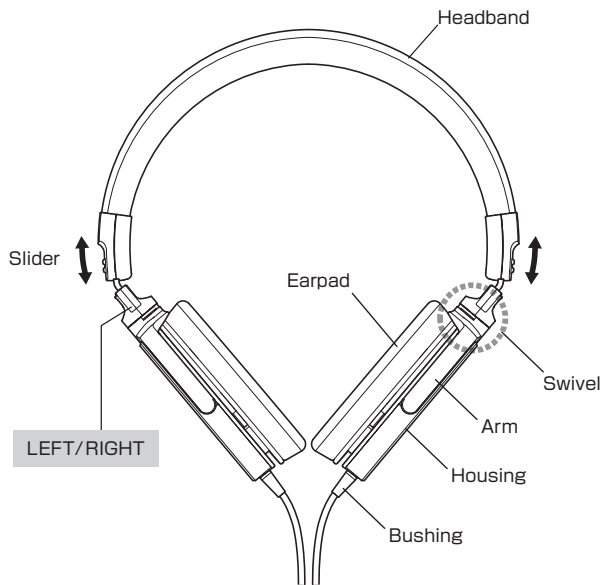


Thank you for purchasing these headphones. Before using these headphones, please read through these operating instructions to ensure that you will use the headphones correctly.

Headphone parts

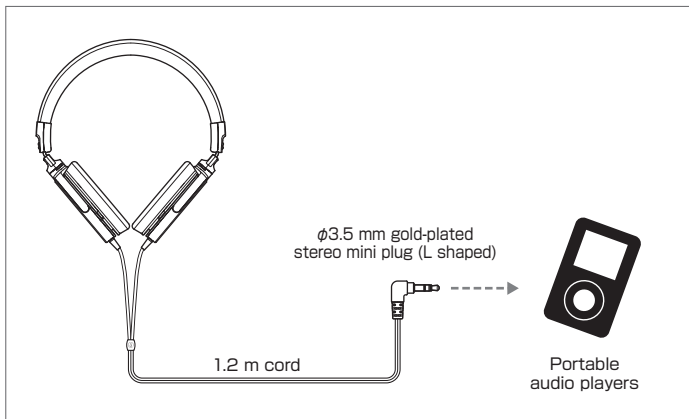
Please confirm each part before using these headphones.



How to use

1. Minimize the volume of each sound device, then connect the headphones to the headphone terminal.
2. Please make sure to position the earpads correctly (Left / Right position and with the earpad covering the whole ear).
3. Turn on your audio device, and adjust volume as necessary.
*Please also read instruction manual of audio device.

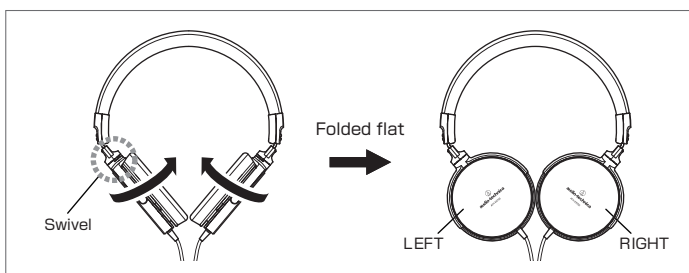
Connection samples



Swivel mechanism

The housing folds flat.

*The swivel mechanism cannot turn more than 90 degrees.
Do not apply excess force when locking it.



Cleaning

Get into the habit of regularly cleaning your headphones to ensure that they will last for a long time. Do not use alcohol, paint thinners or other solvents for cleaning purposes.

Cleaning the headphones

To clean, wipe with attached cleaning cloth.

Cleaning the cords

If the cords have become soiled (by perspiration, for instance), wipe them with a dry cloth immediately after use. Using cords which are dirty may cause them to deteriorate, become hard and give rise to problems.

Cleaning the plug

Using the plug when it is dirty may cause intermittent sound or noise. When the plug is dirty, wipe it with a dry cloth.

Cleaning the earpads and headband

To clean, wipe with a dry cloth. Earpads and headband may fade if sweat or water dries on them. If the earpads get wet, we recommend wiping them with a dry cloth and allowing them to dry in the shade.

- For long-time storage, keep the headphones in a well-ventilated place without high temperatures and humidity.
- The earpads deteriorate over time due to use or storage. For information about replacing headband pads or other parts, or for information about other serviceable parts, contact your Audio-Technica dealer or service center.

Specifications

Driver	: Dynamic ϕ 42 mm
Output sound pressure level	: 104 dB/mW
Frequency response	: 5 ~ 30,000 Hz
Maximum input power	: 1,000 mW
Impedance	: 56 Ω
Weight	: 160 g (Without cord)
Plug	: ϕ 3.5 mm gold-plated stereo mini plug (L shaped)
Cord length	: 1.2 m (Y type)
Accessory	: Pouch, Cleaning cloth
Sold separately earpads	: HP-ES700

(For product improvement, this product is subject to modification without notice.)



